

A silver SUV is parked on a paved surface in a wooded area. The car is the central focus, shown from a side profile. In the background, another silver car is partially visible. The scene is lit with soft, natural light, suggesting a late afternoon or early morning setting. The text is overlaid on the left side of the image.

PREPARING
YOUR CAR AND
YOURSELF FOR A
MOTORSPORT
EVENT

COME AND TRY DAY
SPRINT EVENT
RACE EVENT

MAKE SURE YOU HAVE THE CORRECT LICENCE

- All of our motorsport events are run under a Motorsport Australia Permit.
- You will need a Motorsport Australia licence and a valid Motorsport Australia affiliated club card.
- Make sure you have the Motorsport Australia app which will contain your licence details for QR check in.
- If you do not have a Motorsport Australia Licence, please go to the link below.
- The below licence application is suitable for sprints, driver training and come and try days:

https://motorsport.org.au/docs/default-source/licence-forms/speed-nonspeed-licence-2020.pdf?sfvrsn=8c71fe93_10

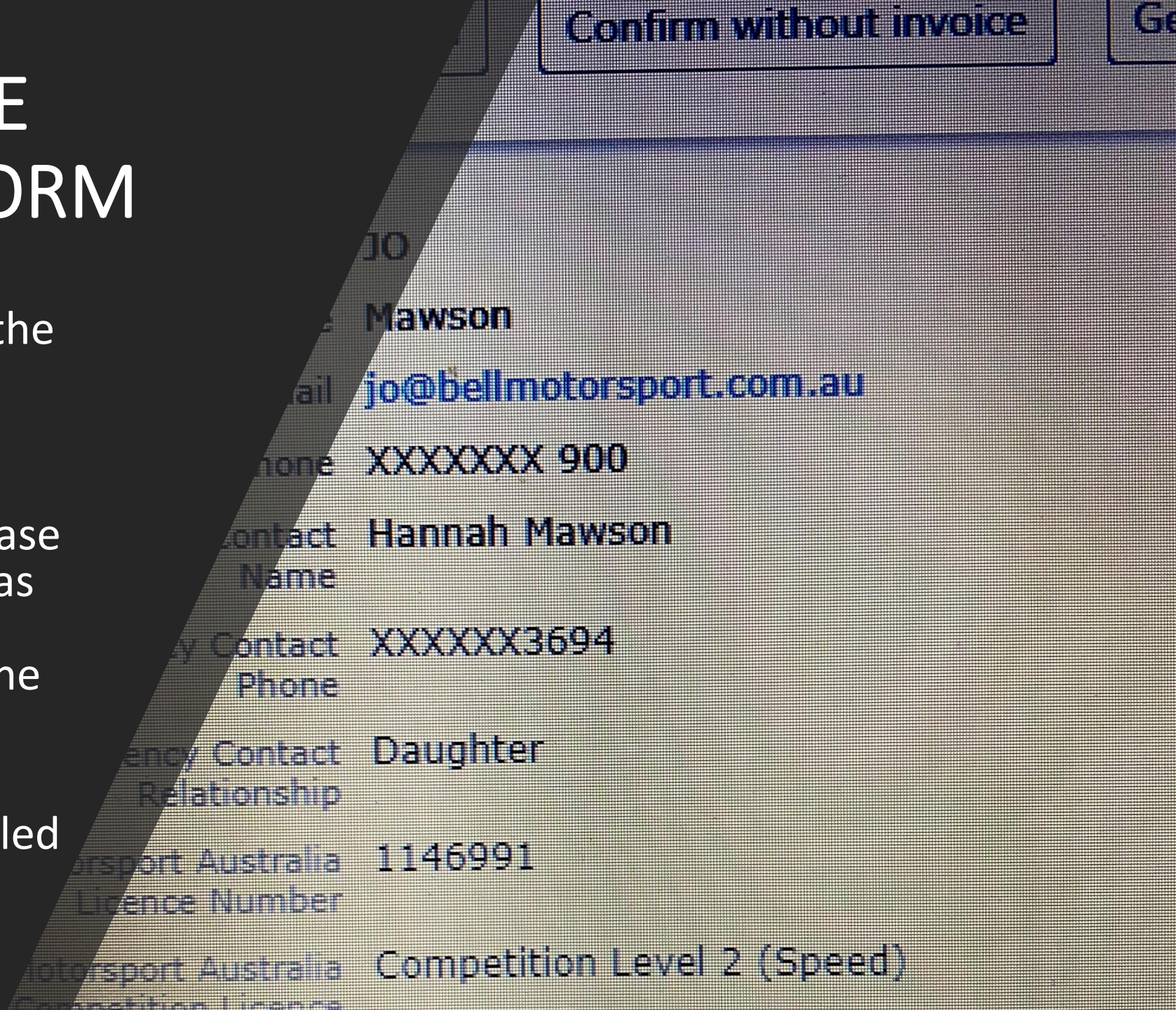


MEMBER CLUB



COMPLETING THE REGISTRATION FORM

- You will need to fill in all the fields on the registration form and ensure that all information is correct.
- If you use “AUTOFILL” please double check your form, as sometimes some of the information is placed in the incorrect fields.
- It is your responsibility to ensure that the form is filled in correctly.



DOWNLOAD ALL DOCUMENTS

- ▶ [Supplementary Regulations](#)
- ▶ [Disclaimer](#)
- ▶ [Self-Scrutineering Checklist](#)
- ▶ [Checklist](#)
- ▶ [Self Statement of Vehicle Compliance](#)

- All of these documents are fillable PDFs and need to be completed and emailed back completed as soon as possible.
- There are sometimes other forms which will need to be downloaded and completed.



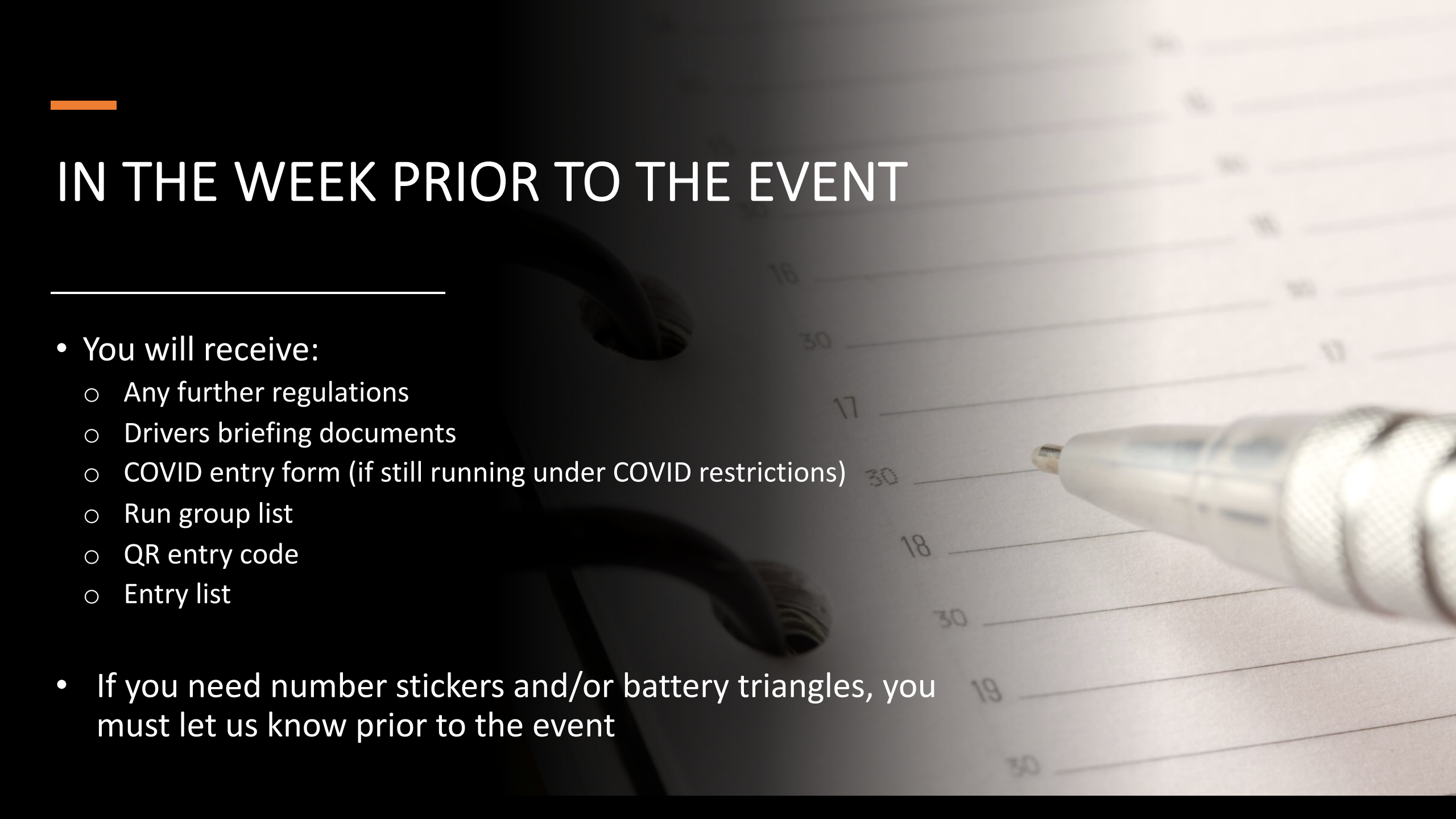
What happens when you return all your documents?

- Your licence is checked to be valid
- All of your documents are checked to ensure they're completed correctly

- Once you have paid, you will receive notification that your registration is complete
- If anything is not completed correctly or your licence has expired, you will be contacted by the Event Secretary, explaining what needs to be completed



IN THE WEEK PRIOR TO THE EVENT

- You will receive:
 - Any further regulations
 - Drivers briefing documents
 - COVID entry form (if still running under COVID restrictions)
 - Run group list
 - QR entry code
 - Entry list
 - If you need number stickers and/or battery triangles, you must let us know prior to the event
- 



Do I need a race car for a sprint event?



No, all cars are allowed on the race track for sprint, driver training and come and try days, as long as they comply with all the safety checks on the scrutineering checklist.

Preparing your car

- Check your head lights – if they are glass, they will need to be covered with tape or clear headlight protector. If your car is a newer car and it has plastic lights, these are ok
- Check your valve caps are metal
- Install a fire extinguisher
- Place a blue battery triangle on the outside of your car, pointing to where your car battery is
- Once you know your competition number, place a number sticker on your car doors or windows, both sides (must be contrasting colour to your car)
- Install your tow strap or hook
- All loose items must be removed from the car



Pre-Track Vehicle Check

- Below is a list of things you should check:
 - Oil and coolant levels
 - Brake fluid level and condition
 - Power Steering fluid
 - Tyre pressures
 - If you have a trailer check Tyres/pressures/lights
 - Brake pads
 - Tyre condition, tread wear
 - Wipers and washers
 - Lights
 - Seatbelts
- If you can, load your car the night before to avoid anything being left behind





What do I need to bring to the race track?

We advise all our competitors to bring everything to the track, no matter what the weather is telling you, it can and does change quickly. Below are just suggestions:

Warm coat, helmet, hat, beanie, sunscreen, water, food, folding chair, spare fuel, syphon hose/funnel, basic tools, tyre pressure gauge, jack, jack stands, tyre wrench, spare oil, cleaning equipment, paper towel, hand sanitiser, cash (some tracks do not have ATM), umbrella, car logbook (if your car is logbooked), licences, membership card, all relevant documents for the event.

You will find most venues have food vendors but always safe to have some food on hand just in case.

WHAT DO I WEAR ON THE DAY?

- Australian Standard Helmet
- If you have a CAMS/Motorsport Australia logbooked car, you will need a HANS devise and a compatible helmet
- Nonflammable clothing: long sleeve tops and full-length pants
- Nonflammable socks
- Fully enclosed footwear

OPTIONAL:


- Race Underwear
- Gloves
- Balaclava
- Race Shoes
- Race Suit



We recommend you purchase your racewear from Revolution Racegear, where you will receive a club discount.


Arriving at the track

- Arrive at the track at the time specified in the Supplementary Regulations
- At the gate, your temperature will be taken and your name checked off the entry list (all persons in your vehicle, will need to be on the checklist) You must make sure you have completed the COVID attendee form sent out prior to the event.
- You will also be required to scan in with a QR code, which will be sent to you prior to the event. You must have this to gain entry
- Find a parking spot (if you have hired a garage or carport, please find the track official, who will allocate these)



CHECK IN

- By now you will know your run group
- Listen for announcements for run group check in, groups 1-2-3-4-5 will be called consecutively, to enable safe social distancing.
- At check in, you will line up and wait your turn. 1.5 metres apart
- Once it is your turn, you will state your name and receive a wrist band, with your run group number on it.
- Competition numbers and battery triangles, will be available at check in, at a small fee. (must be ordered prior to the event)
- Pick up your timing devices from the timing office (if it is a timed day)



Drivers Briefing

- In the week prior to the event, you will receive your drivers briefing document.
- Once check-in has been completed, the Clerk Of Course will read the briefing out to all competitors over the PA system.
- Make sure that you have pre read this document and also listen clearly at the event, just in case there are any changes.
- Track conditions will also be reported during this briefing.



Code of Conduct

- Strictly no Alcohol or drugs at the track – all drivers and pit crew must be 0.0
- No swearing or abusing other competitors or officials
- If you are the registered competitor, it is your responsibility to ensure all guests with you, behave themselves
- Anyone not abiding by the rules set out in the Supplementary Regulations, will be called up to the Clerk of Course and may be asked to leave
- No smoking in the pit area
- No burn outs
- Children must be supervised at all times
- No children under 16 in pit lane



Time to go out on the track

- After drivers briefing, run groups will be called
- If you are in run group 1, you are the first group to go out, so you get into your vehicle, with your helmet on and prepare to line up in pre-grid. Drive at walking pace, there is no speedy allowed in the pit and pre grid area
- While you are in pre-grid, our scrutineers and pit lane officials, will check your car inside and out, to make sure you are safe and have not forgotten anything
- Once the pit lane officials are happy that all vehicles are safe to enter the track, the pit exit controller, will give the signal to enter the track



Knowing your flags

You must be sure you understand what all the flags mean, before you enter the race track.

When you are doing your observation laps, make sure you see where all the flag points are.

You will receive a copy of these flags with your drivers briefing documents

FLAG SIGNALS

	Chequered End of race or practice session.		Yellow & Red Stripes Slippery surface ahead.
	Blue To indicate that a quicker competitor is closing or trying to pass.		Black Displayed with vehicle number on board to indicate driver must stop within one lap and report to the Clerk of the Course. A penalty of exclusion may be enforced.
	Yellow Danger, slow down sufficiently to ensure that full control of the vehicle can be retained. No overtaking.		Black with Orange Disc Displayed with vehicle number on board to indicate mechanical problems of which the driver may be unaware. Driver must report to pits on the next lap.
	Green All clear, at the end of a danger area controlled by yellow flags. Also used to signal the start of a formation lap.		Black & White Diagonal Shown with a number board to warn a driver his track conduct is causing concern and he may be Black flagged.
	Red Immediately cease driving at racing speed and proceed slowly, without overtaking, and with maximum caution to pits or startline. Be prepared.		White A service car or slow moving vehicle is on the circuit. The white flag will be waved to indicate the sector the slow moving vehicle is in, and held stationary whilst the

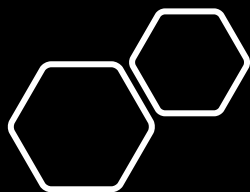
At the end of the day

- Make sure you return your timing device
- Thank the officials
- Clean up around your area, making sure you leave it nice and clean
- Check you have all your equipment with you
- Drive home safely, making sure you have a break on the way home, if it is a long drive



What About Becoming an Official?

- There are lots of opportunities for still getting up close and personal with the cars at the race track, without having to put your own car on the track
- All Motorsport events, from grass roots to Super Cars and F1, would not be able to run without volunteer officials
- The first thing you will need to do, is to get your Working with Children's check. This is free to our members, as we are a not for profit organisation. If you already have one, you will need to add our club and Motorsport Australia, to the list of clubs you are volunteering with. See here:
www.workingwithchildren.vic.gov.au
- Once you have completed this, you then go to the Motorsport Australia web site and complete the online course for a General Official. See here:
motorsport.org.au/membership/officials
- Once you have these credentials, this will cover you at the track and enable you to volunteer for any Motorsport event.
- There are so many different areas you may wish to specialise in and once you have volunteered at several events, you can then go back onto the Motorsport Australia web site and do further upgrades.
- We at BMW Drivers Club Melbourne are here to help and nurture any volunteer, who wishes to pursue a volunteer officials roll.



THANK YOU FROM BMW DRIVERS CLUB MELBOURNE

OF BEHALF OF THE BMW DRIVERS CLUB MELBOURNE COMMITTEE,
WE HOPE THIS SLIDE SHOW HAS HELPED YOU IN YOUR
PREPARATION FOR A MOTORSPORT EVENT.

PLEASE DO NOT HESITATE TO SPEAK TO ANY OFFICIALS AT THE
TRACK, IF YOU NEED ANY HELP. IF THEY CAN'T HELP YOU, THEY
WILL DIRECT YOU TO SOMEONE WHO CAN.

IF YOU HAVE ANY FURTHER QUESTIONS, PLEASE GIVE JO MAWSON
A CALL ON 0412661900 OR DROP HER AN EMAIL ON

v.president@bmwdcm.com.au

BMW Drivers Club
Melbourne
The Ultimate Driving Club



FEDERATION INTERNATIONALE DE L'AUTOMOBILE